

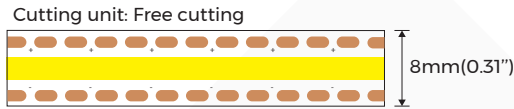
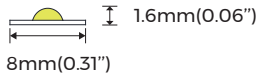

COF Series Specification

CF400

24V-8mm

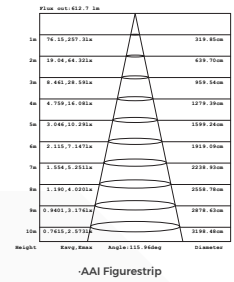
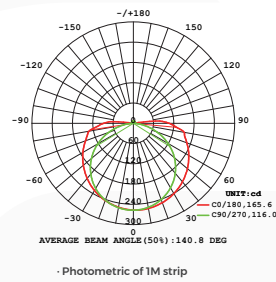
【General description】

- Light line and dot-free with big emitting angle
- Can be cut to any size, easy installation and maintaining
- 4 optional 2700K/3000K/4000K/6500K
- Life longer than 60000H, Ta: -25~40°C; Tc: 75°C (max)



【Dimension】

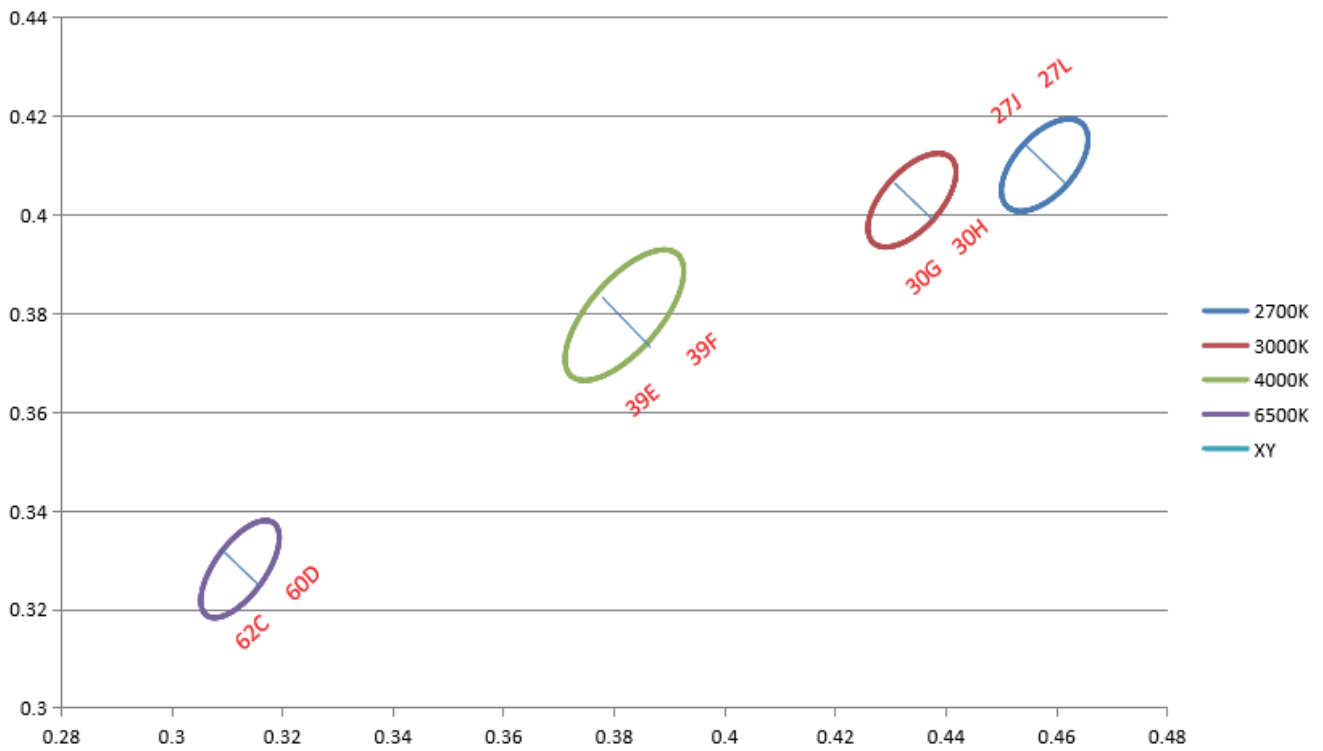
| | |
|--|--|
| Input voltage: DC24V | Max.length: 5000mm(16.4') |
| CRI: 90 | Cutting unit: Free cutting |
| Max.power: 10.6W(1m) | LEDs/m: 400 |
| Power range: 8.6~10.6W(1m) | Min. bend diameter: Φ 60mm(2.36") |
| Rated current: 0.4A(1m) | Mounting: 3M tape |
| Typical Power: 9.6W(1m) | Copper foil: 2oz |
| tape IP: IP20/IP65/IP67 | |
| On-off times: 10000 (test times) | |
| Warranty: 7 years indoors / 5 years outdoors | |



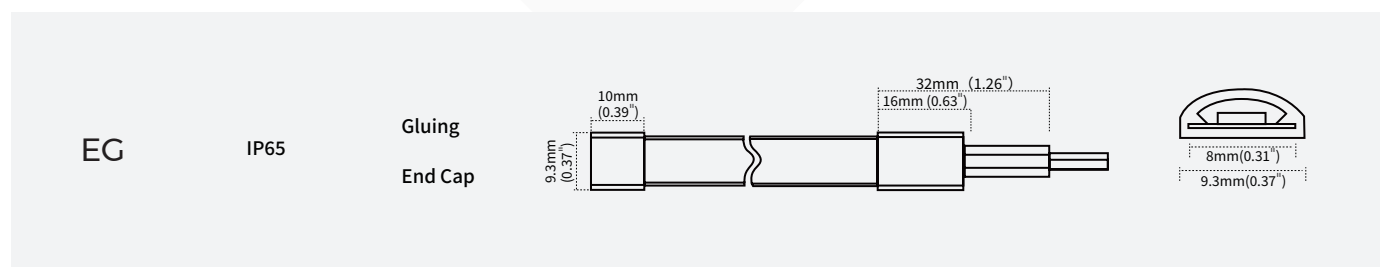
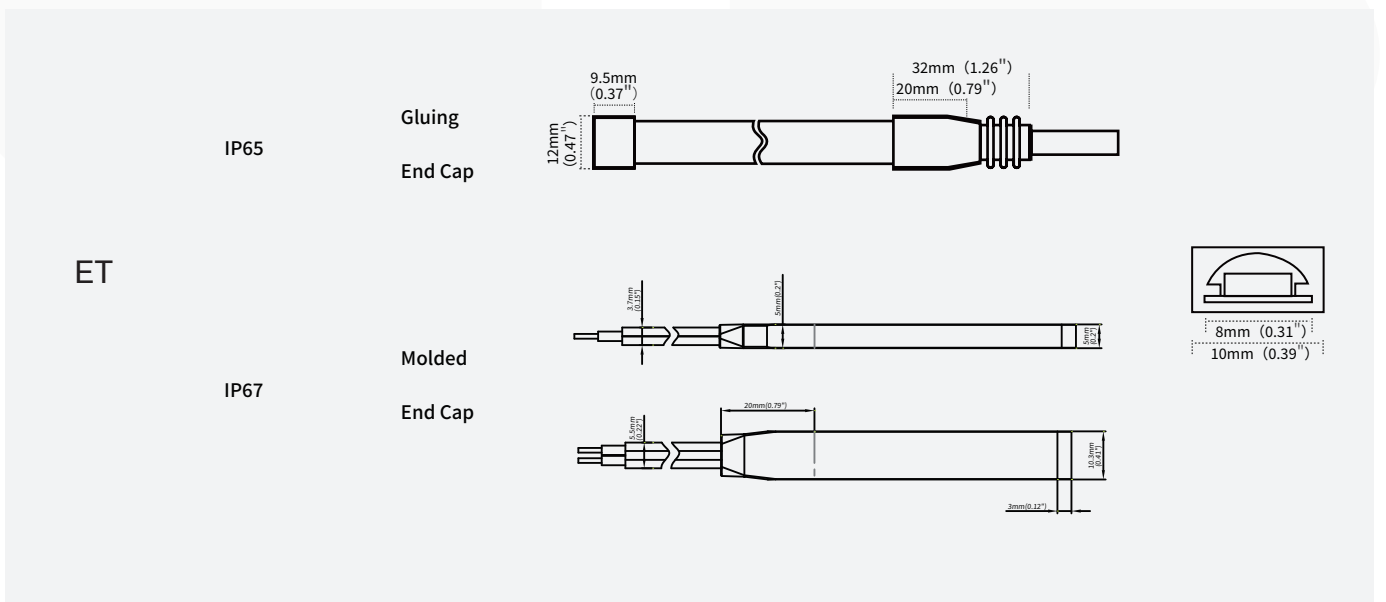
【Photo-electric Parameters】

| CRI | Color | CCT | Lumen(lm/m) | Lumen(lm/ft) | lm/W | ErP 2019 |
|-------|-------|-------|-------------|--------------|------|----------|
| Ra>90 | SW | 2700K | 1000 | 251 | 104 | F |
| Ra>90 | WW | 3000K | 1055 | 263 | 110 | F |
| Ra>90 | NW | 4000K | 1135 | 286 | 118 | F |
| Ra>90 | W | 6500K | 1190 | 286 | 124 | E |





- 1.The tolerance of output data can be vary up to 10%.
- 2.the output data tested according to IES TM-30-15.
- 3.the output data is based on IP20/Imerter, data of 5m in only for reference.
- 4.IP protection process leads changes to size, CCT and luminous flux.













【IP process information】



【Electronic & output data】

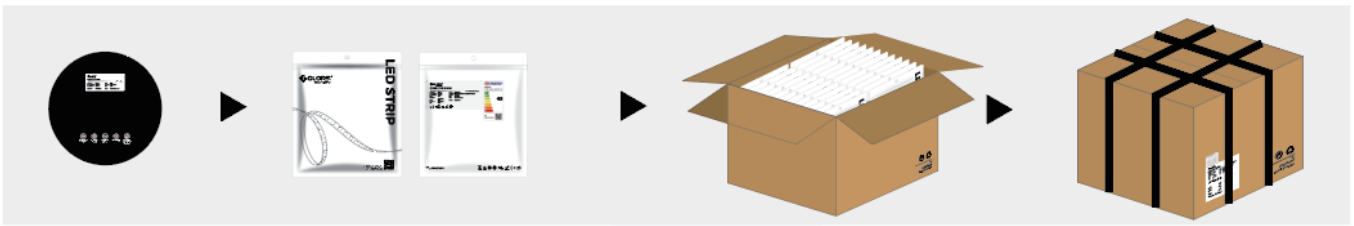
| IP Process | Picture | Picture description | Size | optional CCT/color for finished product | lumen output rate |
|------------|---|--|-------------|---|-------------------|
| NO |  | No proof | 10mm*1.6mm | 2700K/3000K/4000K/6500K | 100% |
| NA |  | Nano-proof | 10mm*1.6mm | 2700K/3000K/4000K/6500K | 98% |
| ET |  | Extrusion tube | 10mm*4.8mm | 2700K/3000K/4000K/6500K | 88% |
| EG |  | Milky white all-inclusive hollow arc extrusion | 9.3mm*3.8mm | 2700K/3000K/4000K/6500K | 88% |

【Accessories Information】

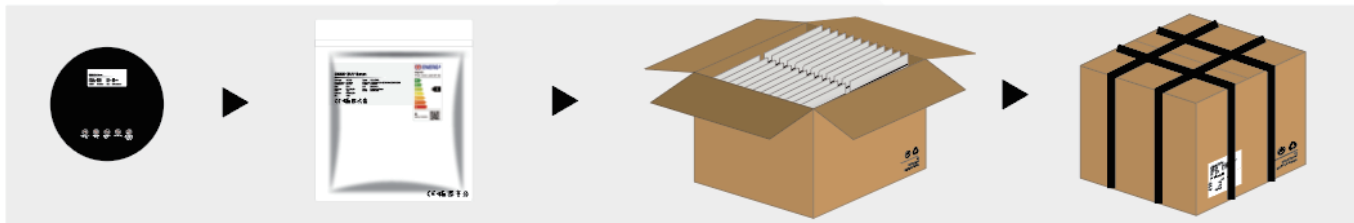
| Name | Picture | Code | coding | description |
|-----------------------------|---|---------------------|------------------|--|
| Connector for FPC and FPC |  | / | CBB208-DFTC | 8MM-2P solder-free connector (board-to board)\ suitable for bare board 8mm width strip light |
| Connector for wire and FPC |  | / | CXB208-DFTC | 8MM-2P solderless connector(wire to board)\ Compatible with 20&22AWG wire\20#(6A);22#(4A)\ Applicable to bare board 8mm width lamp strip |
| L-connector for FPC and FPC |  | 81-01-000002-000095 | CBBL208-DFTA | 8MM-2P solderless (L) connectors (board-to board)\ for bare board 8mm width light strip |
| Fixed Clip |  | 94-02-00-0002 | FSW08SA | Silicone clip, screw: PA 3*8mm, suitable for 8mm FPC,EF/ET strip |
| Gas phase rubber plug |  | 94-02-00-0038 | DT08EG-A | Translucent gas phase adhesive plug, suitable for 8mm wide silicone extrusion eg lamp with |
| Gas phase gel plugging |  | 94-02-00-0039 | DW08EG-A | Translucent gas phase adhesive plug, suitable for 8mm wide silicone extrusion eg lamp with end plug |
| Silicone Plug Kit |  | 94-02-00-0044 | DT08EA-A | Silicone plug kit, suitable for 8mm board width, ET/EF series silicone extrusion light strip |
| Silicone stopper kit |  | 94-02-00-0045 | DW08EA-A | Silicone tail plug kit, suitable for 8mm board width, ET/EF series silicone extrusion light strip |
| Mounting groove |  | 94-02-00-0024 | CVT08EA-12100100 | Transparent PVC mounting groove,suitable for 8mm FPC,silicone extruded EF/ET strip |
| Stopper glue |  | 94-16-03010001 | AS-PG-0003 | Silicone gel,suitable for ET/EF/EG waterproof LED strip |

【Packing】

Colors brand package(NONA)



General customized package(ET)



| IP Process | Product size(mm) | Product quantity (m/reel) | Product quantity (m/case) | Product net weight(kg) | Net weight per box(kg) | Gross weight(kg) | Package size (cm) |
|------------|------------------|---------------------------|---------------------------|------------------------|------------------------|------------------|-------------------|
| NO | 5000*8*1.6 | 5 | 300 | 0.12 | 7.2 | 8.3 | 41*41*26 |
| NA | 5000*8*1.6 | 5 | 300 | 0.13 | 7.8 | 8.9 | 41*41*26 |
| ET | 5000*10*4.8 | 5 | 200 | 0.4 | 16 | 18.4 | 41*41*26 |
| EC | 5000*9.3*3.8 | 5 | 200 | 0.19 | 7.6 | 8.8 | 41*41*26 |

Remark: data with 10% tolerance

· Engineering packaging of NO(IP20)/NA(IP65).



· Engineering packaging of ET(IP67)

(free-soldering end caps with 40 cover per box could be ordered separately if needed)



| IP Process | Product size(mm) | Product quantity (m/reel) | Product quantity (m/case) | Product net weight(kg) | Net weight per box(kg) | Gross weight(kg) | Package size (cm) |
|------------|------------------|---------------------------|---------------------------|------------------------|------------------------|------------------|-------------------|
| NO | 50000*8*1.6 | 50 | 650 | 1.1 | 14.3 | 16.2 | 41*41*26 |
| NA | 50000*8*1.6 | 50 | 650 | 1.2 | 15.6 | 17.5 | 41*41*26 |
| ET | 50000*10*4.8 | 50 | 100 | 4.5 | 9 | 10.3 | 25.5*25.5*26 |
| EG | 50000*9.3*3.8 | 50 | 100 | 1.9 | 3.8 | 4.4 | 25.5*25.5*26 |

Remark: data with 10% tolerance

【Precautions】

- Please drive the led strip with 48VDC isolated power, and the ripple of the constant voltage source should be less than 5%.
 - Please do not bend the strip into an arc with a diameter less than 60mm to ensure the longevity and reliability.
 - Do not fold it in case any damage of LED beads.
 - Do not pull the power wire hard to ensure the longevity. Any Crash may damage the LED light is prohibited.
 - Please make sure the wire is connected to the anode and cathode correctly. The power output should be consistent with the voltage of the strip to avoid damage.
 - LED lights should be stored in dry, sealed environment. Please only unpack it before usage. Ambient temperature: -25℃~40℃. Storage temperature: 0℃~60℃. Please use the strips without waterproof within indoor environment with humidity less than 70%.
 - Please be careful during operation. Do not touch the AC power supply in case of electric shock.
 - Please leave at least 20% power for the power supply during using to ensure there is enough power supply to drive the product.
 - Do not use any acid or alkaline adhesives to fix the product (e.g.: glass cement).
 - Do not scratch the product when IP process of the product is NA. Ultraviolet rays will damage the nano-layers on the product and seriously affect the life of the product.
- * When using dimmer and dimming power supplies like Triac, etc, conduct compatibility tests on the product, dimmers and power supplies to ensure full compatibility. If any issues arise, contact COLORS for technical support.